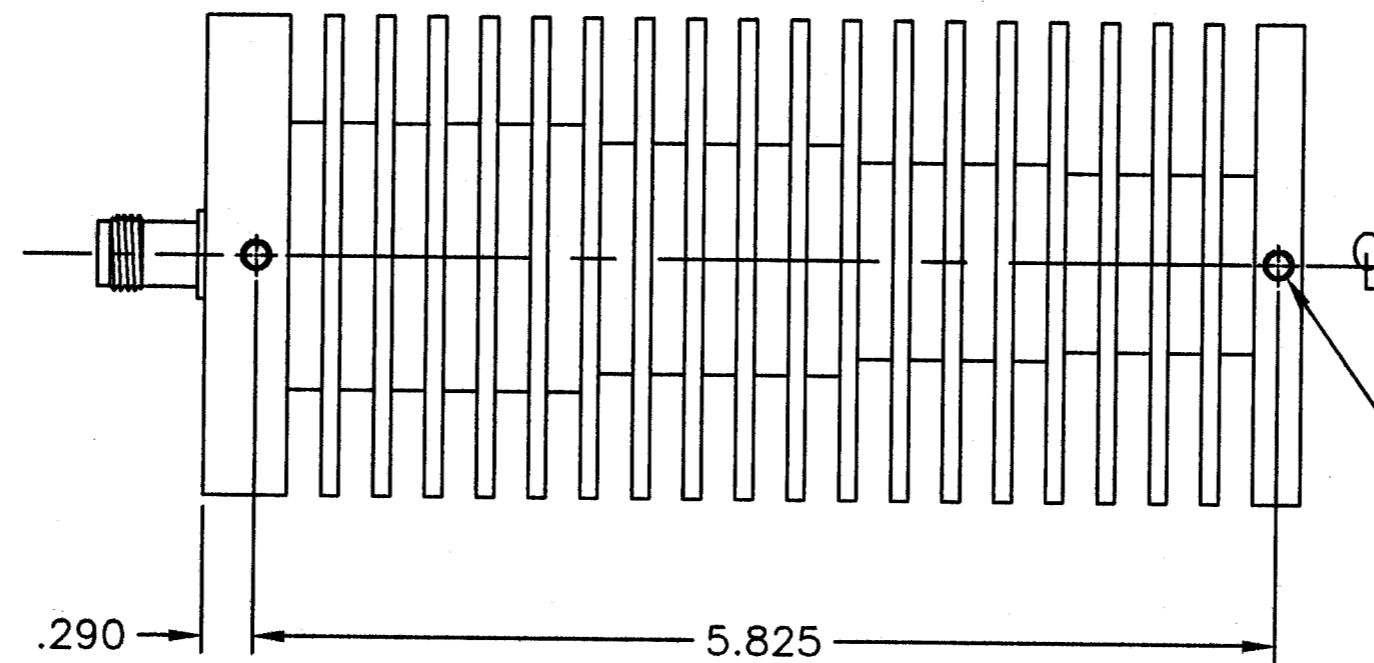
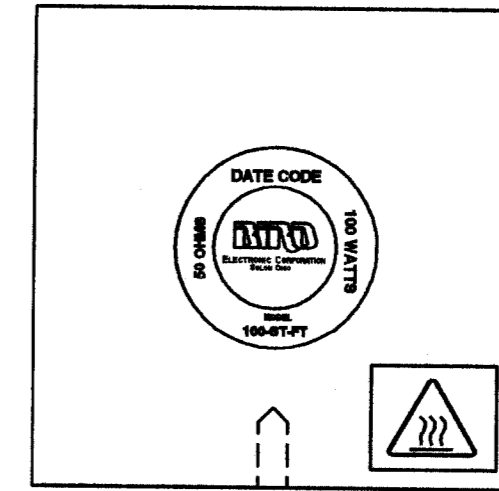
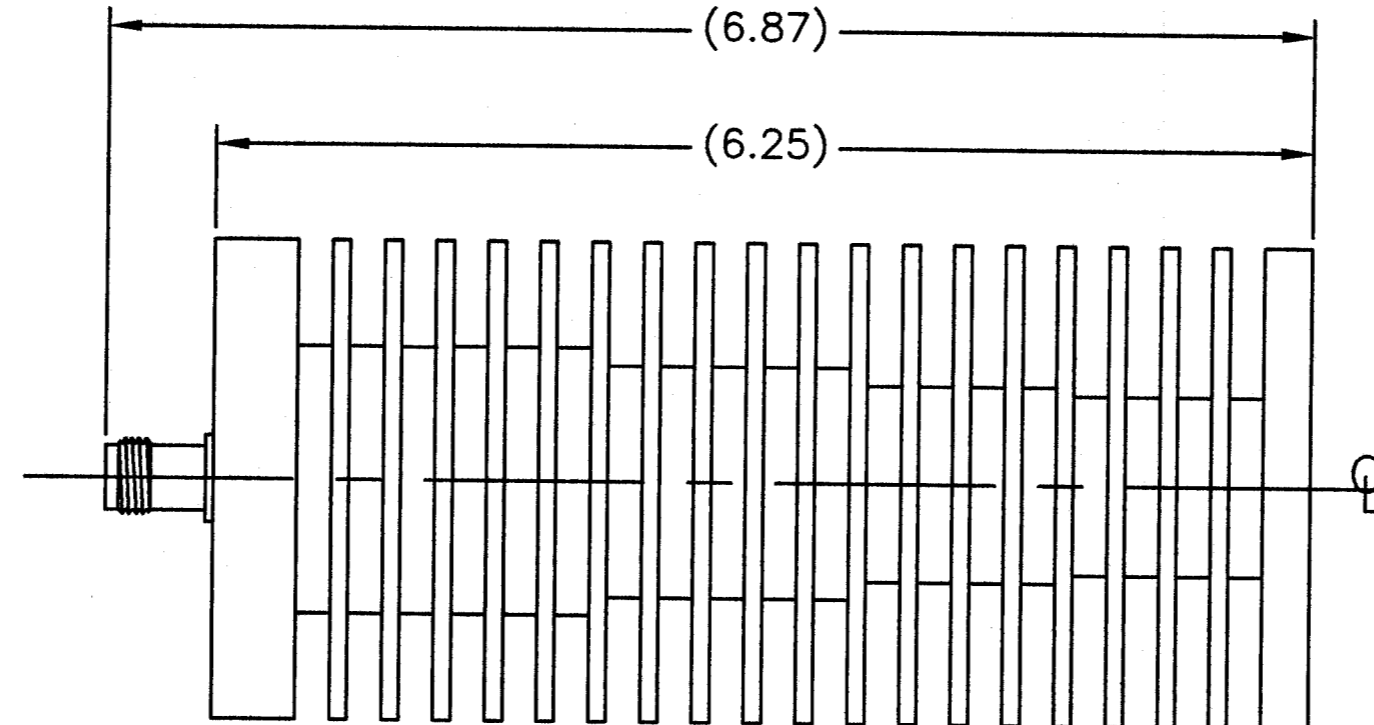
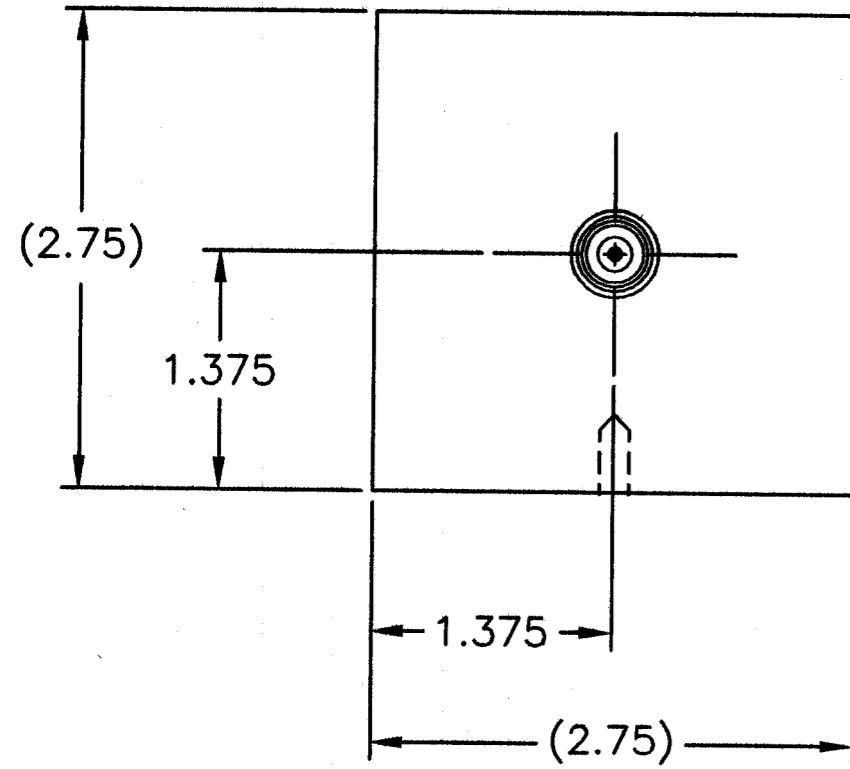


SPECIFICATIONS:
 IMPEDANCE: 50 OHMS NOMINAL
 FREQUENCY RANGE: DC TO 4 GHz
 VSWR: DC TO 1GHz AT 1.10:1 MAX.
 1GHz TO 4 GHz AT 1.25:1 MAX.
 POWER RATING: 100 WATTS MAX. @ 40°C.
 125 WATTS MAX. @ 25°C.
 COOLING FIN: ALUMINUM, BLACK ANODIZED
 HEAT SPREADER: ALUMINUM, TRI-ALLOY PLATED
 CONNECTOR: TNC FEMALE, TRI-ALLOY PLATED
 OPERATING POSITION: ANY
 NOMINAL SIZE: APPROX. 6.87" L. X 2.75" SQ.
 WEIGHT: 42 OZ. MAX.

REVISIONS		DWG. NO.	100-ST-FT	SHEET	REV
ZONE	REV	DESCRIPTION	DATE	APPROVED	
	A	ECN #0210	11-5-98	<i>me</i>	



2x 6-32UNC-2B X .375 DEEP

UNLESS OTHERWISE SPECIFIED DIMENSIONS ARE IN INCHES TOLERANCES ARE: FRACTIONS DECIMALS ANGLES $\pm 1/64$.XX = ± 0.010 $\pm 30'$.XXX = ± 0.005		MILLIMETERS .X = $\pm .4$.XX = ± 1.2		THIS DRAWING IS THE PROPERTY OF THE BIRD ELECTRONIC CORPORATION. THE DESIGNS AND SPECIFICATIONS DISCLOSED HEREON ARE PROPRIETARY AND SHALL NOT BE REPRODUCED, NOR COPIED, NOR USED AS THE BASIS FOR THE MANUFACTURE OR SALE OF APPARATUS OR DEVICES WITHOUT THEIR EXPRESS WRITTEN CONSENT.	
DO NOT SCALE DRAWING		APPROVALS		DATE	
MATERIAL		DRAWN D.M.RINK		3-6-03	
FINISH		CHECKED		TITLE	
		APPROVED <i>MARK</i>		TERMINATION, AXIAL, CONVECTION COOLED, TNC FEMALE, 100W	
		DATE 6/5/03		SIZE C	
		AUTOCAD		PSCM NO. 70998	
				DWG. NO. 100-ST-FT	
				REV A	
				SCALE 1:1	
				COMM CODE LD1	
				SHEET 1 OF 1	

