

4

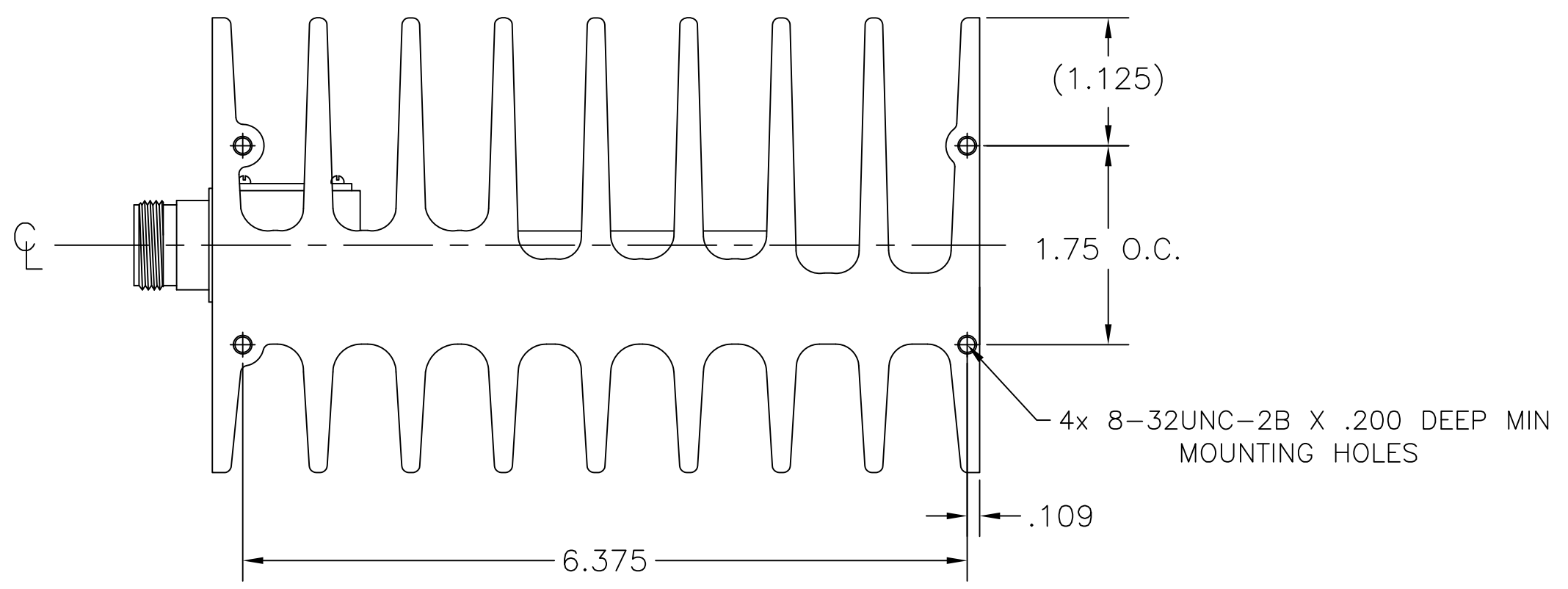
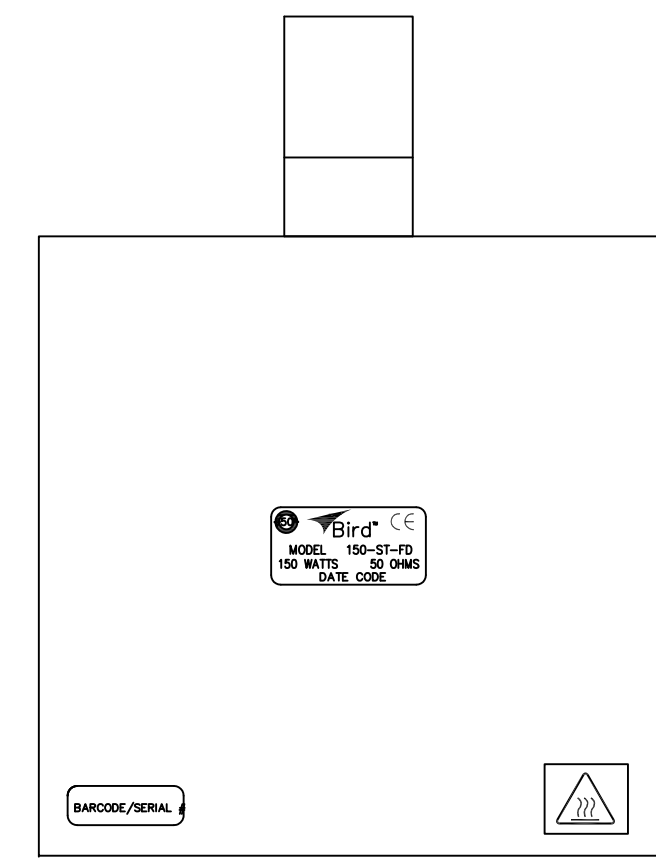
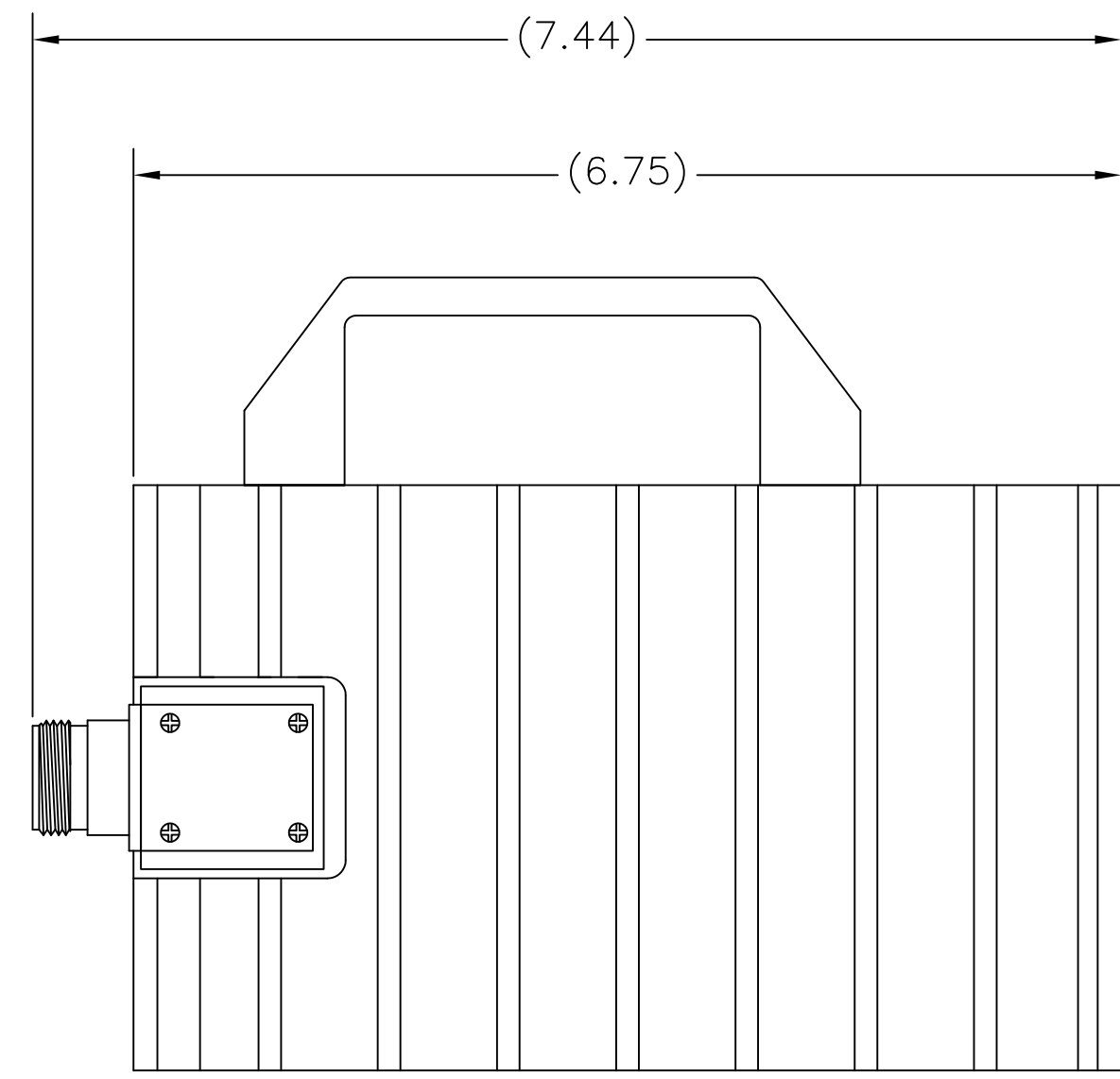
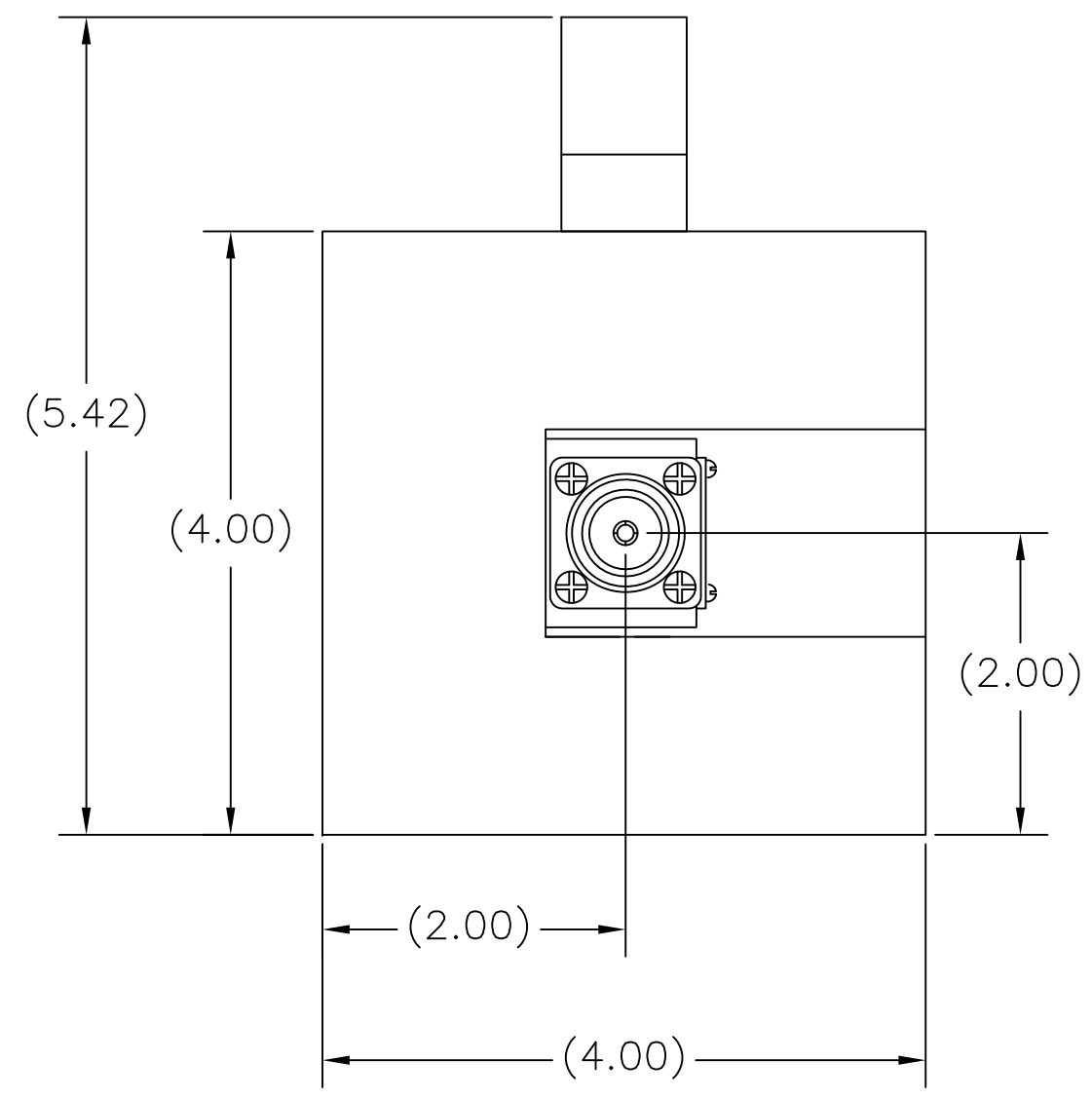
3

2

DWG. NO. 150-ST-FD SHEET 1 REV A

1

REVISIONS			
REV	DESCRIPTION	DATE	APPROVED
A	FINAL RELEASE ECO:R1602-BCP	7-10-14	



SPECIFICATIONS:
 IMPEDANCE: 50 OHMS NOMINAL
 POWER RATING: 150 CW AT 40°C
 180 CW AT 25°C
 FREQUENCY RANGE & VSWR:
 DC TO 1 GHz AT 1.10:1 MAX.
 1 GHz TO 3 GHz AT 1.25:1 MAX.
 CONNECTOR: 4.1/9.5 DIN FEMALE
 OPERATING POSITION: ANY
 AMBIENT TEMPERATURE: -45°C TO +40°C
 OPERATING TEMPERATURE: -45°C TO +120°C
 HUMIDITY: 95% NON-CONDENSED
 NOMINAL SIZE: APPROX 7.44" L X 4.00" W X 5.42" H
 WEIGHT: APPROX. 5.0 LBS

MATERIALS: ALL RoHS COMPLIANT
 CONNECTOR BODY/COUPLING NUT: BRASS
 COOLING FIN: ALUMINUM
 CONTACT: BRASS
 INSULATOR: TEFLON (PTFE)
FINISH: ALL RoHS COMPLIANT
 BODY/COUPLING NUT: TRI-METAL
 COOLING FIN: BLACK ANODIZE
 CONTACT: SILVER PLATED

UNLESS OTHERWISE SPECIFIED DIMENSIONS ARE IN INCHES
 TOLERANCES ARE:
 FRACTIONS ±1/64 DECIMALS .XX = ±.010
 .XXX = ±.005
 ANGLES ±30' MILLIMETERS .X = ±.4
 .XX = ±.12
 DO NOT SCALE DRAWING

APPROVALS		DATE
DRN	DMD	7-3-14
CHK		
APP		



THIS DRAWING IS THE PROPERTY OF THE BIRD TECHNOLOGIES GROUP OR BIRD ELECTRONIC CORPORATION. THE DESIGNS AND SPECIFICATIONS DISCLOSED HEREON ARE PROPRIETARY AND SHALL NOT BE REPRODUCED, NOR COPIED, NOR USED AS THE BASIS FOR THE MANUFACTURE OR SALE OF APPARATUS OR DEVICES WITHOUT THEIR EXPRESS WRITTEN CONSENT.

MATERIAL	CODE
FINISH	CODE

TITLE			
TERMINATION, CONVECTION COOLED, 4.1/9.5 MINI DIN FEMALE, DC-3GHz, 150W			
C	FSCM NO. 70998	SCALE 1:1	DWG. NO. 150-ST-FD REV A
PROJ./LIB	AUTOCAD	COMM CODE LD1	SHEET 1 OF 1

4

3

2

1