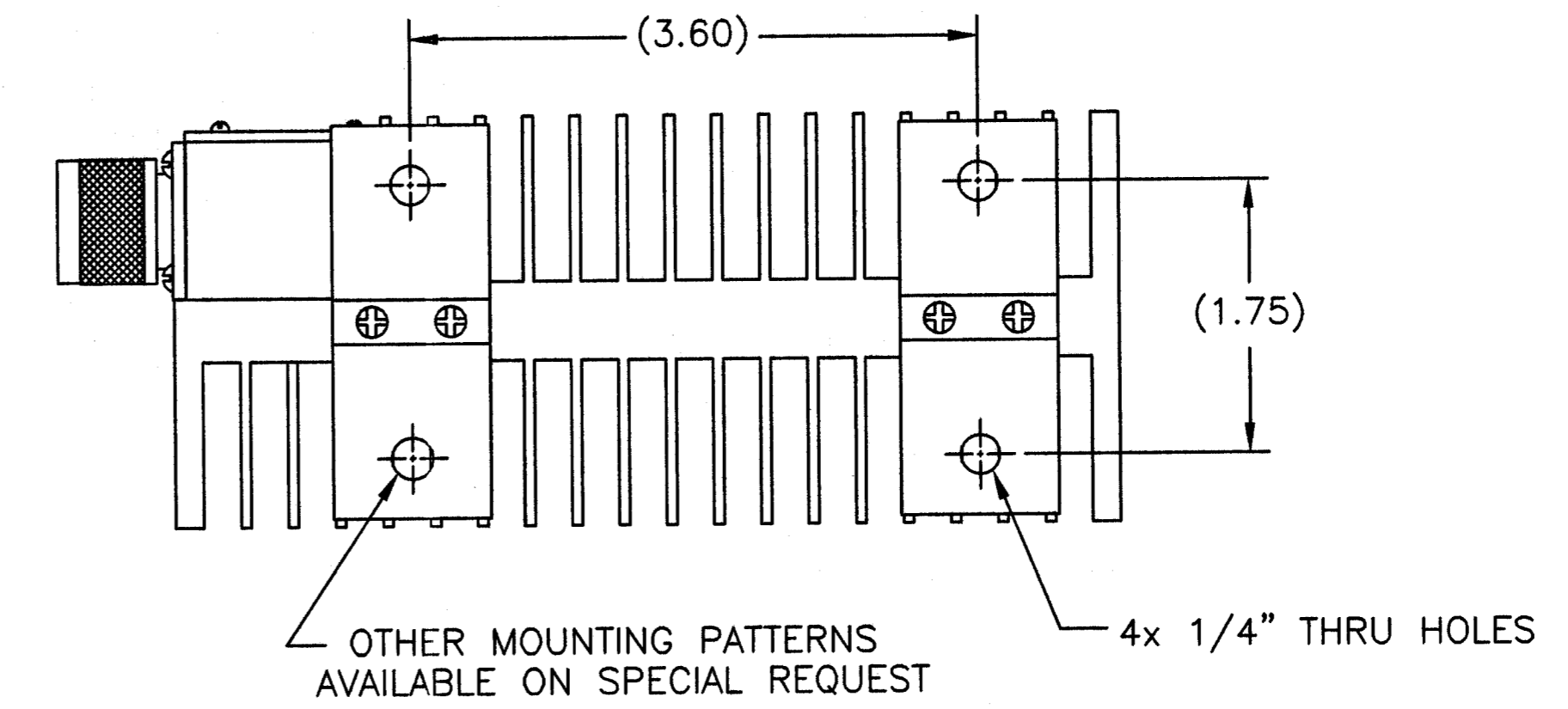
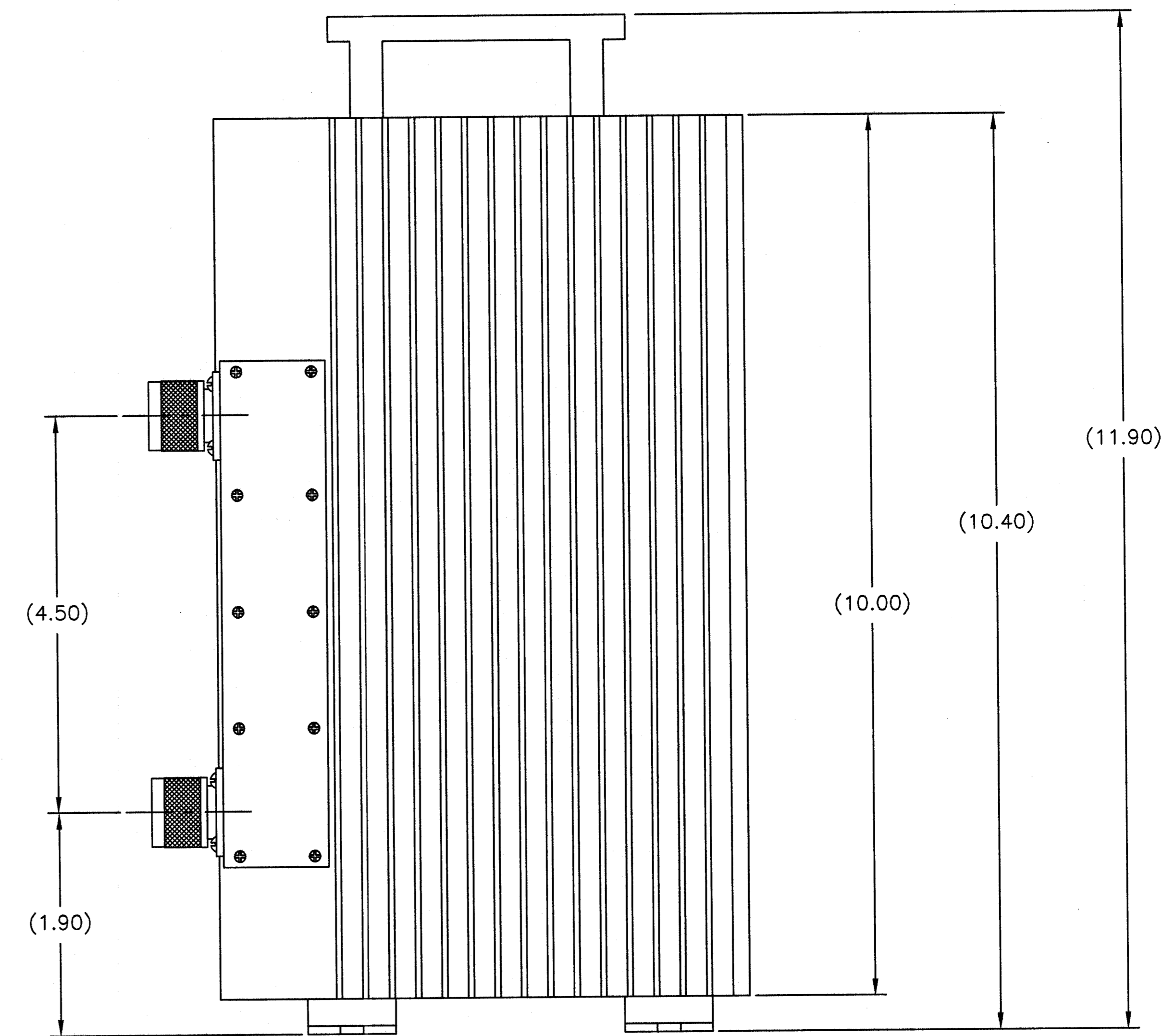
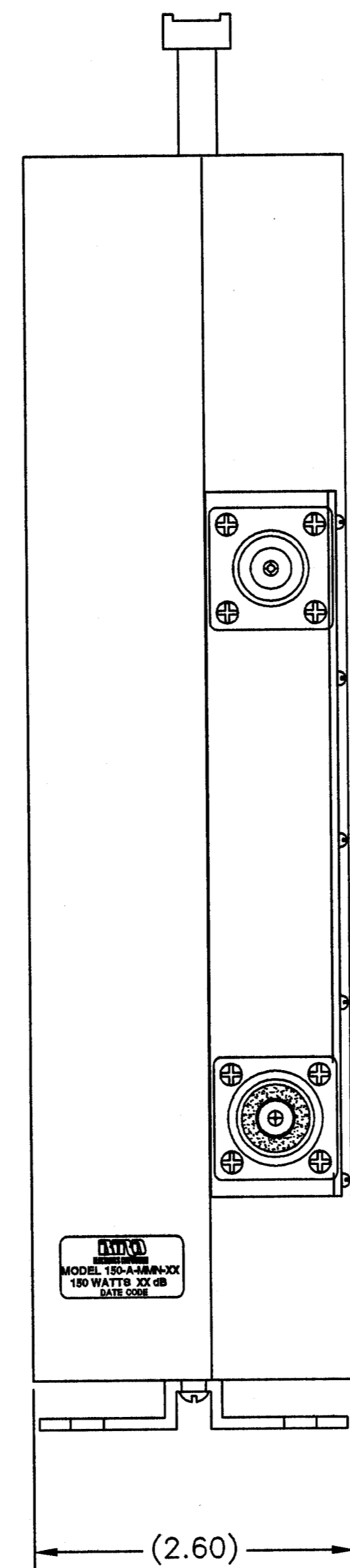
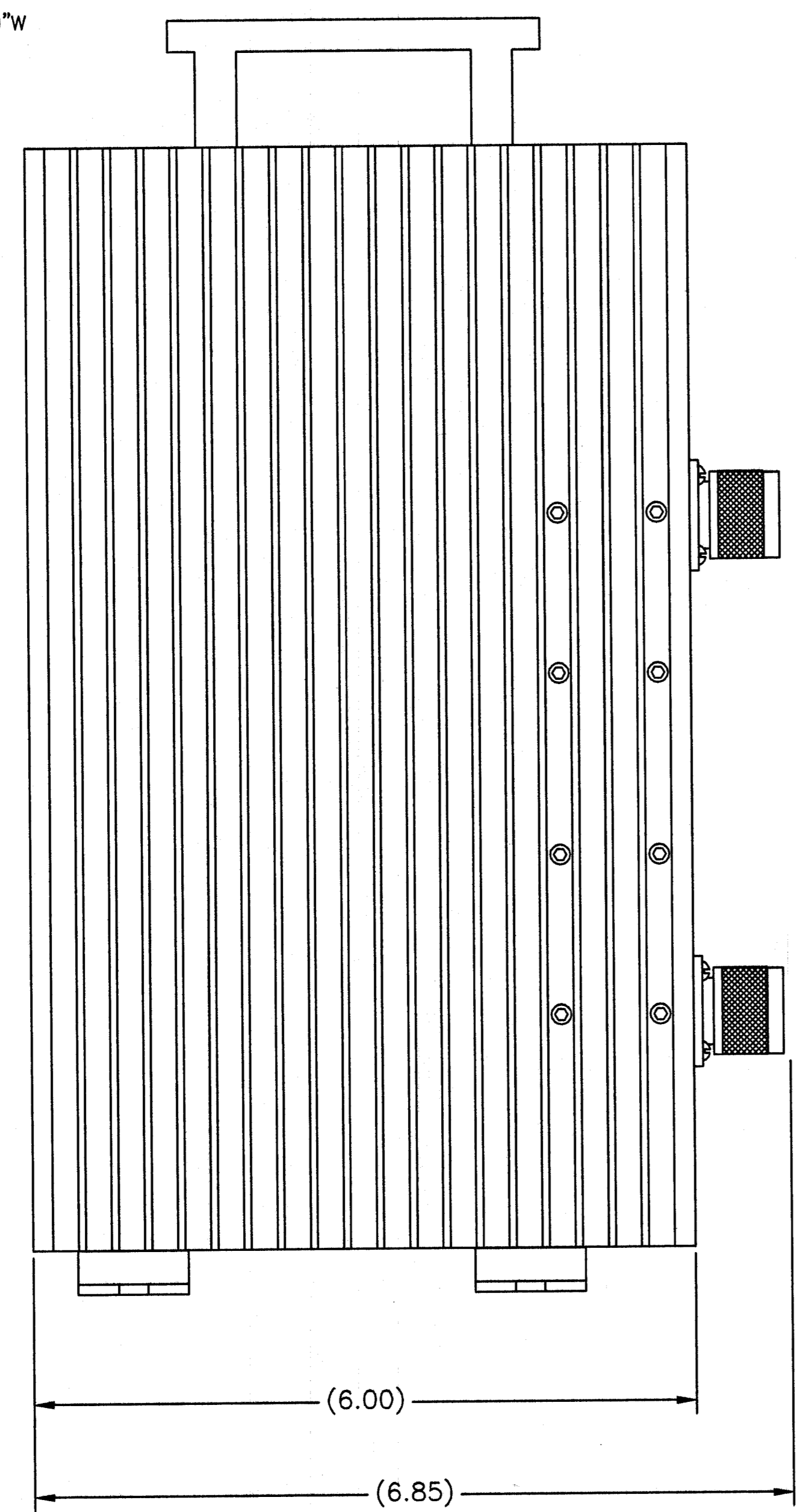


SPECIFICATIONS:
 POWER RATING: 150 WATT MAX. @ 40°C., (BI-DIRECTIONAL)
 180 WATTS MAX. @ 25°C.
 FREQUENCY RANGE & VSWR:
 DC TO 1GHz AT 1.10:1 MAX.
 1GHz TO 2.4GHz AT 1.25:1 MAX.
 CONNECTORS: N-TYPE MALE, TRI ALLOY PLATED
 DRY LOAD: CONVECTION COOLED
 NOMINAL SIZE: APPROX. 11.90"H X 6.85"L X 2.60"W
 WEIGHT: APPROX. 6.6 LBS.

REVISIONS				
ZONE	REV	DESCRIPTION	DATE	APPROVED
A		ECN #0264	9-14-00	mgl



XX = DASH NUMBER (dB VALUE)

DASH NO.	dB ATTEN.	DC - 1GHz ATTENUATOR	1 - 2.4GHz ACCURACY ±dB
-30	30	±0.8 dB	±1.3 dB
-20	20	±0.5 dB	±1.0 dB
-10	10	±0.4 dB	±0.8 dB
-06	6	±0.4 dB	±0.6 dB
-03	3	±0.3 dB	±0.5 dB
-02	2	±0.3 dB	±0.5 dB
-01	1	±0.3 dB	±0.5 dB

NOTE:
 FOR VALUES NOT LISTED, REFER TO THE NEXT HIGHER ATTENUATION LEVEL FOR SPECIFICATIONS. FOR ATTENUATION VALUES GREATER THAN THE HIGHEST LISTED ATTENUATION VALUE, REFER TO THE VALUE 1/2 THE DESIRED ATTENUATION LEVEL, THEN DOUBLE THE LISTED SPECIFICATION VALUES, UNLESS OTHERWISE SPECIFIED.

DIMENSIONS HEREON ARE FOR CUSTOMER CONVENIENCE AND REFERENCE ONLY. TOLERANCE TO BE APPLIED ONLY WHERE INDIVIDUALLY STATED ON THE RESPECTIVE DIMENSION. -DO NOT SCALE DRAWING-

UNLESS OTHERWISE SPECIFIED DIMENSIONS ARE IN INCHES TOLERANCES ARE: FRACTIONS DECIMALS ANGLES ± 1/64 .005 ± 0.10 ± 30' ± 30" ± 0.005

MILLIMETERS .25 = 1/32 .50 = 1/16 .75 = 3/32 1.00 = 1/8 1.50 = 3/16 2.00 = 1/4 2.50 = 5/16 3.00 = 3/8 4.00 = 1/2 5.00 = 5/8 6.00 = 3/4 8.00 = 1 10.00 = 1 1/8 12.00 = 1 1/4 15.00 = 1 1/2 20.00 = 1 3/4 25.00 = 2 1/4 30.00 = 2 1/2 40.00 = 3 1/2 50.00 = 4 1/2 60.00 = 5 1/2 75.00 = 6 1/2 100.00 = 8 1/2

THIS DRAWING IS THE PROPERTY OF THE BIRD ELECTRONIC CORPORATION. THE DESIGNS AND SPECIFICATIONS DISCLOSED HEREON ARE PROPRIETARY AND SHALL NOT BE REPRODUCED, NOR COPIED, NOR USED AS THE BASIS FOR THE MANUFACTURE OR SALE OF APPARATUS OR DEVICES WITHOUT THEIR EXPRESS WRITTEN CONSENT.

BIRD Electronic Corporation
 Cleveland (Solon) Ohio USA

APPROVALS		DATE	TITLE
DRAWN	D.M.RINK	2-18-03	ATTENUATOR, CONVECTION COOLED N-TYPE MALE/MALE, 150W
CHECKED			
APPROVED	mgl	6-15-03	
MATERIAL			
FINISH			

SIZE	PSCW NO.	DNIC. NO.	REV
D	70998	150-A-MMN-XX	A
SCALE	1:1	CONM CODE	AT1
SHEET	1	OF 1	

DNIC. NO. 150-A-MMN-XX A