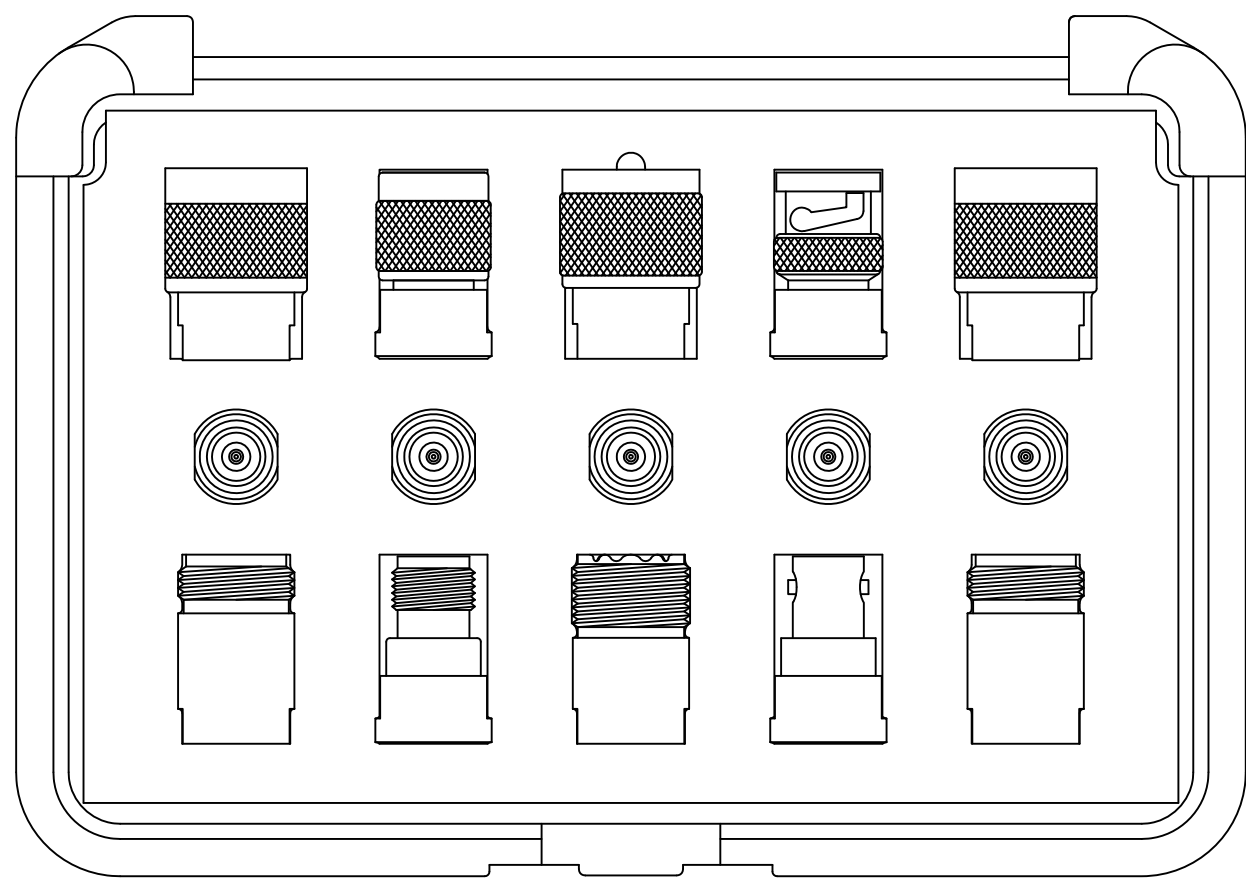
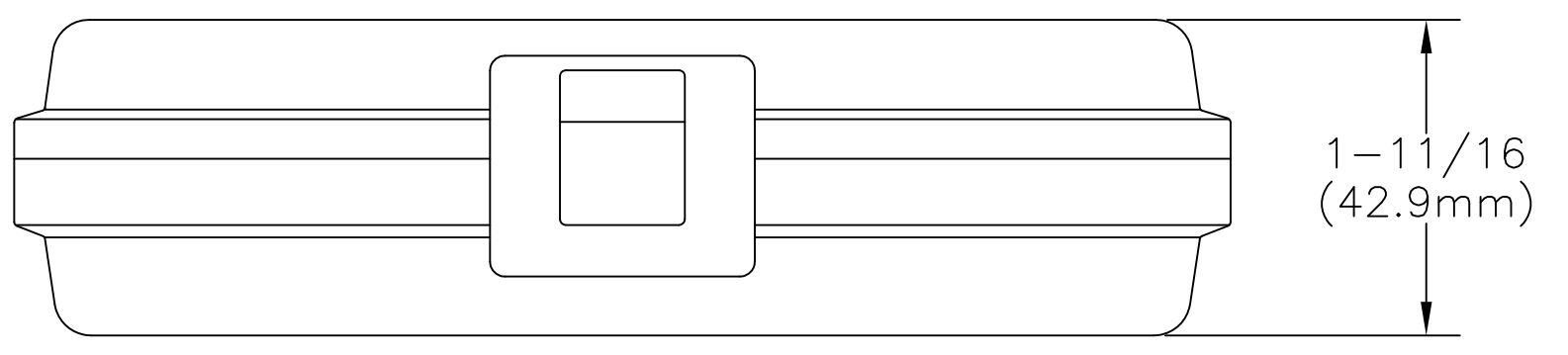
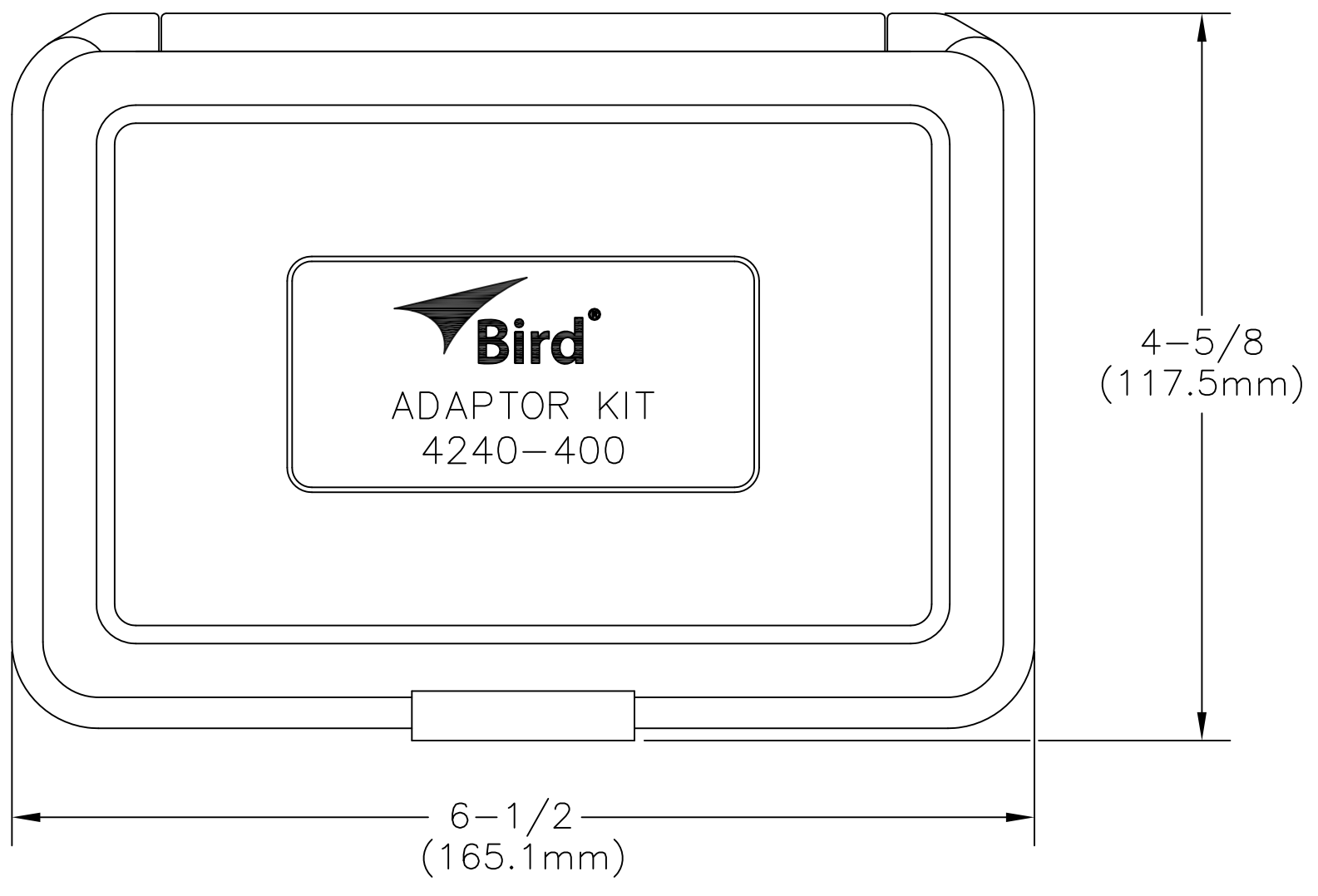


REVISIONS			
REV	DESCRIPTION	DATE	APPROVED
A	FINAL RELEASE/ECN 9449 T.V.	6-22-95	
B	UPDATE LABEL W/NEW LOGO ECO:16189/HS	10-12-17	<i>fw</i>



TOP VIEW WITH LID REMOVED




RF INTERSERIES ADAPTER KIT CONSISTS OF:

QTY.	DESCRIPTION	B.E.C. P/N
2	MALE N CONNECTOR	4240-402
2	FEMALE N CONNECTOR	4240-403
1	MALE BNC CONNECTOR	4240-404
1	FEMALE BNC CONNECTOR	4240-405
1	MALE TNC CONNECTOR	4240-406
1	FEMALE TNC CONNECTOR	4240-407
1	MALE UHF CONNECTOR	4240-408
1	FEMALE UHF CONNECTOR	4240-409
5	COUPLER	4240-413
1	CASE	

SPECIFICATIONS	
"N" COMBINATIONS	
VSWR:	1.04 MAX. dc TO 1GHz
	1.1 MAX. 1GHz TO 2.5GHz
OTHER COMBINATIONS	
VSWR:	1.1 MAX. dc TO 1GHz
	1.3 MAX. 1GHz TO 2.5GHz
WEIGHT:	14.11oz. (400g)

DIMENSIONS HEREON ARE FOR CUSTOMER CONVENIENCE AND REFERENCE ONLY. TOLERANCE TO BE APPLIED ONLY WHERE INDIVIDUALLY STATED ON THE RESPECTIVE DIMENSION. -DO NOT SCALE DRAWING-

<small>UNLESS OTHERWISE SPECIFIED DIMENSIONS ARE IN INCHES TOLERANCES ARE: FRACTIONS ±1/64 DECIMALS .xx = ±.010 .xxx = ±.005 ANGLES ±30' MILLIMETERS .x = ±.4 .xx = ±.12 DO NOT SCALE DRAWING</small>	<small>APPROVALS</small>		<small>DATE</small>	
	<small>DRN</small> J. WHEELER	<small>DATE</small> 6-22-95		
<small>CHK</small> A. SNYDER	<small>DATE</small> 12-6-95			
<small>APP</small> T.V.	<small>DATE</small> 12-28-95			
<small>THIS DRAWING IS THE PROPERTY OF THE BIRD TECHNOLOGIES GROUP OR BIRD ELECTRONIC CORPORATION. THE DESIGNS AND SPECIFICATIONS DISCLOSED HEREON ARE PROPRIETARY AND SHALL NOT BE REPRODUCED, NOR COPIED, NOR USED AS THE BASIS FOR THE MANUFACTURE OR SALE OF APPARATUS OR DEVICES WITHOUT THEIR EXPRESS WRITTEN CONSENT.</small>	<small>MATERIAL</small>	<small>CODE</small>	<small>TITLE</small> ADAPTER KIT, 4240-400/OUTLINE	
	<small>FINISH</small>	<small>CODE</small>	<small>PROJ./LIB</small> AUTOCAD	<small>SHEET</small> 1 OF 1
<small>FSCM NO. 70998</small>		<small>SCALE FULL</small>	<small>DWG. NO. OL4240-400</small>	<small>REV B</small>